

Myo 200

The Myo 200, for electrotherapy, myofeedback and combination therapy

The Myo 200 feedback device is very user friendly: once the goals and the intensity are established, the operator is ready to start the treatment within the personalized parameters of the patient. The unique Myo software program further increases the Myo's possibilities: storing results, displaying and printing different charts, keeping patient files up to date. The Contilife™ test is included.

Its versatility and functionality makes the unit very suitable for many kinds of exercises and relaxation therapies, including pelvic floor treatment.



Article number: 329 604

Characteristics

- Therapies :
 - Electro therapy, 2 and 4 poles, 2 channels completely independent
 - Biofeedback: EMG and pressure
 - Simultaneous therapy (2 different indications treated simultaneously by using electro)
 - Combination therapy (combination with stimulation and feedback)
- Currents :
 - Current forms: See on the next page
- Functionalities :
 - Objectives : 23 (sequential and conventional)
 - Indication:
 - General: 85
 - Pelvic floor: 51
 - Muscle: 15
 - Diagnostic: 6
 - Free memory: 20
- Can be connected to the Vaco 500

Technical specifications

Languages	: English, German, French, Dutch, Spanish, Italian, Portuguese and Polish
Mains voltages	: 100- 240-VAC, 50/60 Hz +/- 10%
Maximum power -in operation	: 85 VA
Dimensions (b x h x d) / Weight	: 266 x 100 x 275 mm/ca. 3.650 kg.
Safety class	: Class I
Isolation type	: Type BF
Classification according to MDD	: Class IIa
Safety examination	: CE from conformity with Directives MDD 93/42/EEC

Standard accessories

112 451	Mains lead
329 967	Reference cable, 2 mm
330 803	Test plug, F/F, 2 mm
329 945	EMG Electrode cable, 2 mm, shielded
329 956	EMG Incontinence cable, 2mm, shielded
326 799	Electrode, adhesive, Ø 3 cm, per 4
326 821	Electrode, adhesive, 5 x 5 cm, per 4
329 978	Vaginal probe, Novatys gold
109 981	Vaginal pressure probe
111 917	Hose for vaginal pressure probe
115 684	Visual Analogue Scale (VAS-Score)
330 000	Connecting cable myo 200/pc (USB)
330 011	Cd-Rom Myo PC software
117 276	Sets of photos for electrodes placement


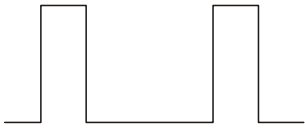
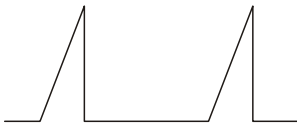
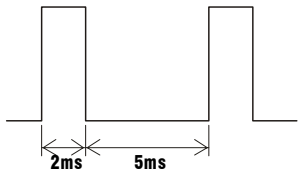
Manuals

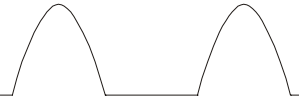

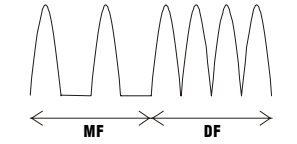

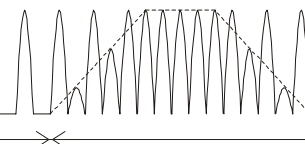
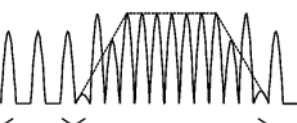
323 011	Safety Instructions
329 615	Treatment Guide Dutch
329 626	Treatment Guide French
329 637	Treatment Guide English
329 648	Treatment Guide German
329 659	Treatment Guide Spanish
329 670	Treatment Guide Portuguese
329 653	Treatment Guide Italians

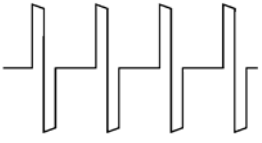
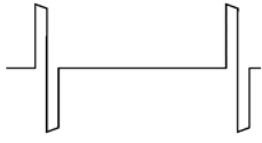
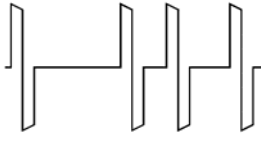
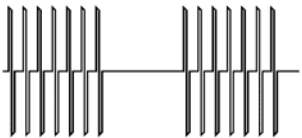
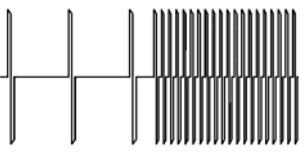
Optional accessories

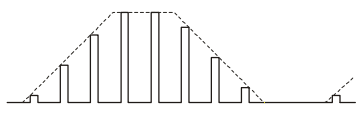
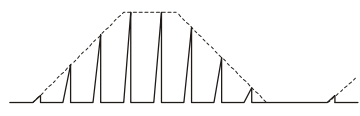
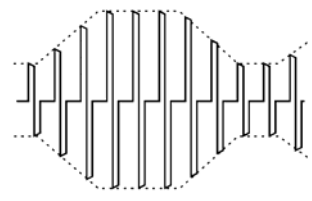
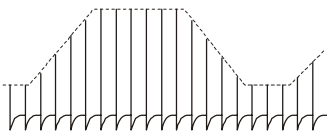
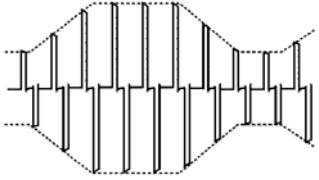
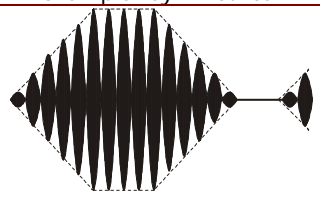

302 955	Carrying case 200 series
114 142	Pen electrode with sponge, Ø 15 mm
109 944	Sponge for pen electrode, per 10
329 978	Vaginal probe Novatys Gold
330 594	Vaginal probe V2B+
330 572	Vaginal probe Optima 3
330 583	Vaginal probe Perisize 4+
329 989	Anal probe Analia
330 561	Anal probe Analys+
109 981	Vaginal pressure probe
111 917	Hose for vaginal pressure probe
330 814	Hose with valve for vaginal pressure probe
111 919	Anal pressure probe
111 918	Hose for anal pressure probe
330 825	Hose with valve for pressure probe
112 166	Stimulation probe, rectal
326 799	Electrode, adhesive, Ø 3 cm, per 4
326 810	Electrode, adhesive, 2.5 x 5 cm, per 4
326 821	Electrode, adhesive, 5 x 5 cm, per 4
326 832	Electrode, adhesive, 5 x 10 cm, per 4
109 958	Electrode, rubber, 4 x 6 cm, per 2
109 959	Electrode, rubber, 6 x 8 cm, per 2
109 960	Electrode, rubber, 8 x 12 cm, per 2
100 657	Chamex bag, 4 x 6 cm, per 4
100 658	Chamex bag, 6 x 8 cm, per 4
100 659	Chamex bag, 8 x 12 cm, per 4
108 934	Fixing strap, elastic, 5 x 30 cm
108 935	Fixing strap, elastic, 5 x 60 cm
108 936	Fixing strap, elastic, 5 x 120 cm
117 210	Mobil 700, trolley, 2 shelves, 1 drawer
117 220	Extra shelf + drawer for Mobil 700
117 215	Bottle support for Mobil 700
330 033	Tilting support for the Myo 200 on the Mobil 700
330 781	Reference cable 4 mm
330 792	EMG cable, 4 mm, shielded
108 725	Electrode cable, 4 mm, double core
108 919	Intermediate plug f/f (test), 4 mm

Myo 200 : Current forms


Unidirectional Currents		
		
Medium frequency rectangular	Rectangular pulse	Triangular pulse
		
2-5 current (Ultra Reiz)		

Diadynamic Currents		
		
MF	DF	CP
		
CP-ISO	LP	LP-ISO

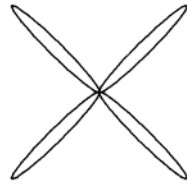
Tens Currents		
		
Conventional Tens example: Symmetrical	Low Frequency Tens example: Symmetrical	
		
Burst Tens example: symmetrical	Han Stim	

NMES Currents		
		
Rectangular Surge	Triangular Surge	Biphasic Surge example: symmetrical
		
Biphasic Surge example: a-symmetrical	Intrapulse Interval Surge Symmetrical	2-pole Medium Frequency Surge
		
4-pole: Interferential surge		

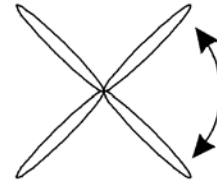
Interferential Currents



2-pole Medium frequency



4-pole Interferential



4-pole Interferential
with Rotating Vector